


How to Assemble Mosquito Screed

Inside box



To avoid issues during work, remember to fasten tightly all the screws

How to Assemble Mosquito Screed





Remove nuts (x 4)

How to Assemble Mosquito Screed





Remove screw

How to Assemble Mosquito Screed



How to Assemble Mosquito Screed




Unscrew right silenblock then fix the cable (blue connection)

How to Assemble Mosquito Screed



How to Assemble Mosquito Screed

The protection carter



How to Assemble Mosquito Screed

Finally the aluminium blade

