







Manual de utilizare
Ръководство за експлоатация и Поддръжка
Használati és karbantartási kézikönyv
User manual



-  Motocosoare cu masă, pg.
-  4 Kосачки с маса pg. 14
-  Kaszálógép pg. 24
-  Grass cutter , pg. 34

Pentru
BTA-MF400

BTA - GC400



Italia Star Com Due S.R.L.

Autostrada Bucuresti-Pitesti, km. 13/2, Loc. Chiajna, IF

☎ 004/021.433.03.27

info@italiastar.ro

www.italiastar.ro

Certificate of Conformity

Machinery Directive 2006/42/EC

Certificate No.: DW2019CE0458 01

- Certificate Holder** : CHANGZHOU SIMADE POWER EQUIPMENT MANUFACTURING CO.,LTD.
NO.76 YULONG ROAD, XUEJIA TOWN, CHANGZHOU, JIANGSU, 213125,
P.R.C
- Manufacturer** : CHANGZHOU SIMADE POWER EQUIPMENT MANUFACTURING CO.,LTD.
NO.76 YULONG ROAD, XUEJIA TOWN, CHANGZHOU, JIANGSU, 213125,
P.R.C
- Product** : MULTIPURPOSE GARDEN TOOL
- Model(s)** : MF400+TI400, MF400+GC400, MF400+SW400, MF400+ST400,
MF400+DB400, MF400+SGC400, MF380+TI400, MF380+GC400,
MF380+SW400, MF380+ST400, MF380+DB400, MF380+ SGC400
- Standard(s) applied** : EN 709:1997+A4:2009/AC:2012, EN 12733:2018,
ISO 8437-1:2019, ISO 8437-2:2019, EN ISO 12100:2010
- Technical File** : Wanve-MD&EMC -20190092- Changzhou Simade - Multipurpose garden tool
(Compiled by Lab CNAS L8416, Report No.: MD-20190092)

The certificate of conformity is based on the evaluation of sample(s) of the above mentioned product on a voluntary basis. This is to confirm that the tested sample(s) is in conformity with the EC directive. It does not imply the assessment of the production of the product. The Holder is authorized to use the certificate in connection with the EC Declaration of Conformity. The technical documentation of the above mentioned product will be deposited for 10 years after having stopped the production.

Hangzhou DEKRA Certification Co., Ltd.

Date of Issue: 25th Dec, 2019

A member of DEKRA SE

Paulson wei



Technical Director: Paulson Wei

Page 1 of 1

The CE-Marking may only be used on the products if all relevant and effective EC-Directives are complied with

Hangzhou DEKRA Certification Co., Ltd.

Floor 14, International Sunyard, No.1750, Jianghong Avenue, Binjiang District, Hangzhou, Zhejiang, China 310052

Telephone: +86 (571) 87711500 Telefax: +86 (571) 8771 1515 E-Mail: Info@dekra-wit.com

Rev. 01/08/2019

Certificate of Conformity

Electromagnetic Compatibility Directive 2014/30/EU

Certificate No.: DW2019CE0459 01

Certificate Holder : CHANGZHOU SIMADE POWER EQUIPMENT MANUFACTURING CO.,LTD.
NO.76 YULONG ROAD, XUEJIA TOWN, CHANGZHOU, JIANGSU, 213125,
P.R.C

Manufacturer : CHANGZHOU SIMADE POWER EQUIPMENT MANUFACTURING CO.,LTD.
NO.76 YULONG ROAD, XUEJIA TOWN, CHANGZHOU, JIANGSU, 213125,
P.R.C

Product : MULTIPURPOSE GARDEN TOOL

Model(s) : MF400+TI400, MF400+GC400, MF400+SW400, MF400+ST400,
MF400+DB400, MF400+SGC400, MF380+TI400, MF380+GC400,
MF380+SW400, MF380+ST400, MF380+DB400, MF380+SGC400

Standard(s) applied : EN ISO 14982: 2009

Technical File : Wanve-MD&EMC -20190092- Changzhou Simade - Multipurpose garden tool
(Compiled by Lab CNAS L8416; Report No.: EMC-20190092)

The certificate of conformity is based on the evaluation of sample(s) of the above mentioned product on a voluntary basis. This is to confirm that the tested sample(s) is in conformity with the EC directive. It does not imply the assessment of the production of the product. The Holder is authorized to use the certificate in connection with the EC Declaration of Conformity. The technical documentation of the above mentioned product will be deposited for 10 years after having stopped the production.

Hangzhou DEKRA Certification Co., Ltd.
A member of DEKRA SE

Date of issue: 25th Dec, 2019

Paulson wei



Technical Director: Paulson Wei

Page 1 of 1

The CE-Marking may only be used on the products if all relevant and effective EC-Directives are complied with

Manual de instrucțiuni Motocosoare cu masă BTA-GC400



Italia Star Com Due S.R.L.

☎ 004/021.433.03.27

✉ info@italiastar.ro

🌐 www.italiastar.ro



Vă rugăm să citiți cu atenție instrucțiunile înainte de a porni mașina.



ARTICOLE LIVRATE




> 20 kg




6X
M6 X 20



5X
φ 8



6X
24X6,3X2



5X
φ 8




12X
Șaibă de



5X
M8



4X
φ 6



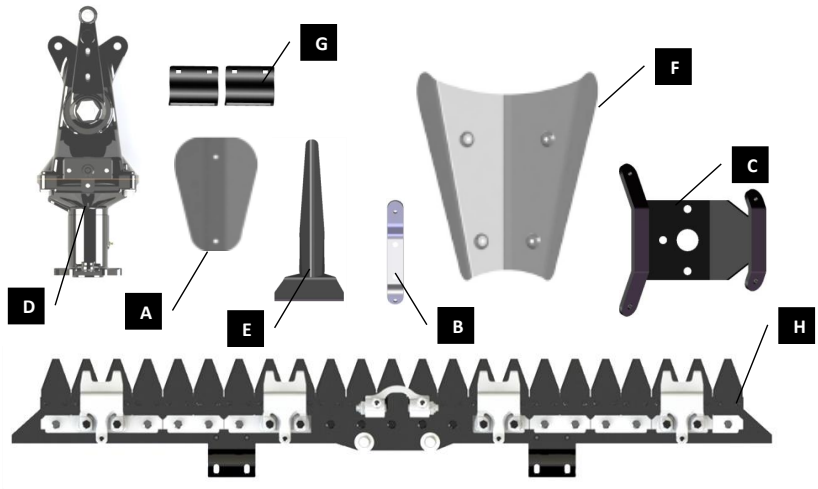
4X
M8 X 20



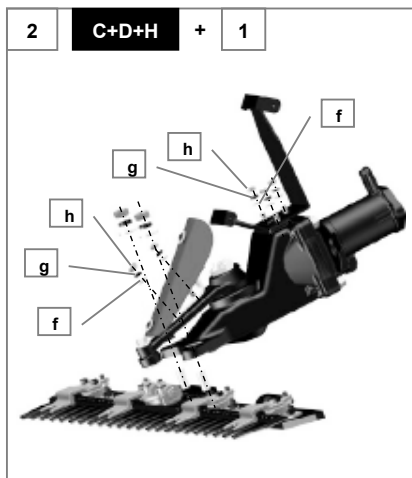
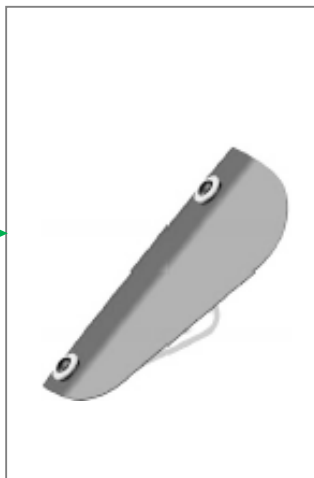
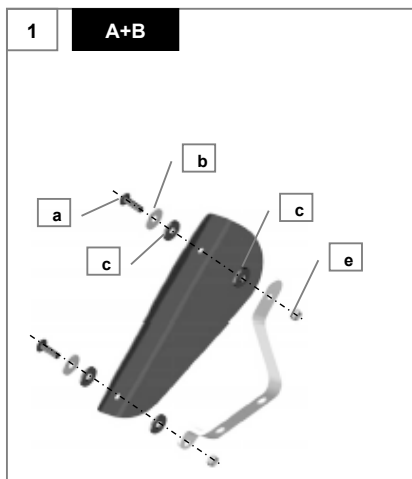
6X
M6



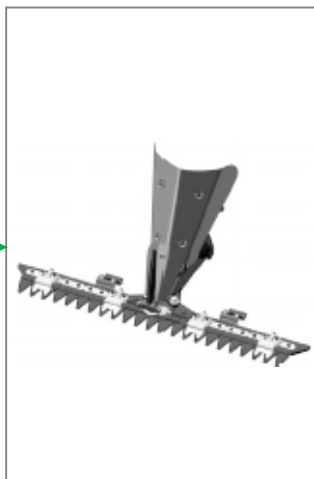
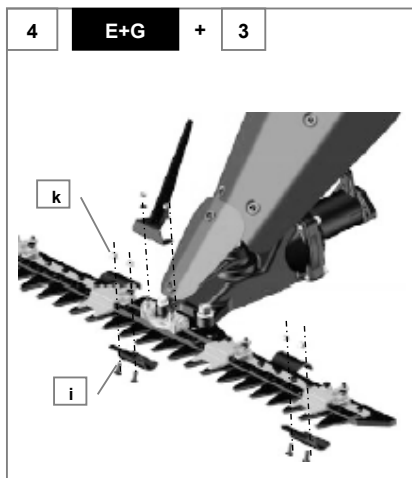
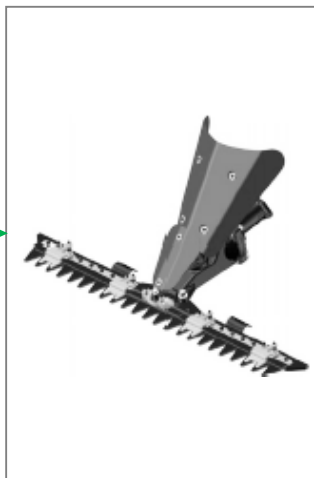
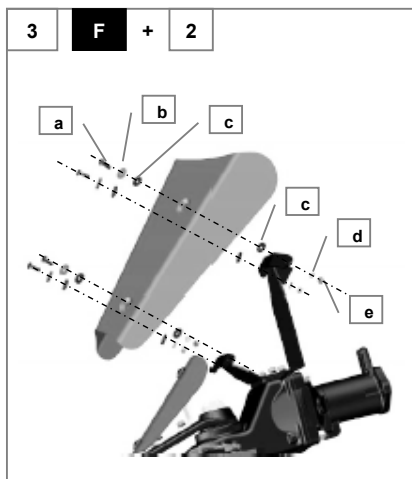
4X
M8



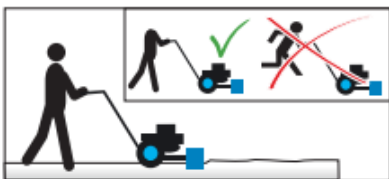
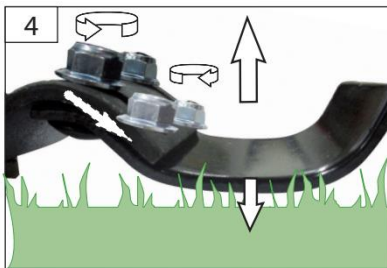
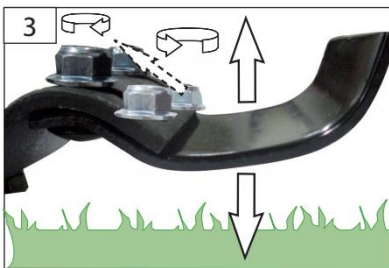
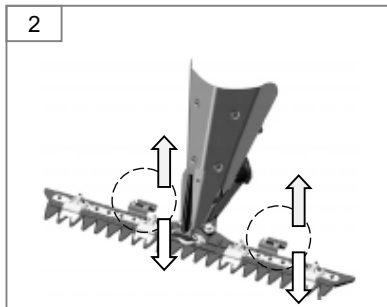
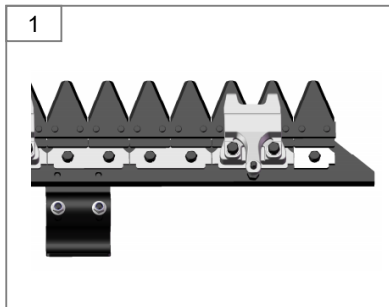
Ansamblu



Ansamblu



Operare



Operare

1



Înapoi Neutru Înainte

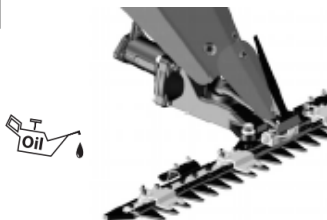


PTO Schimb ă

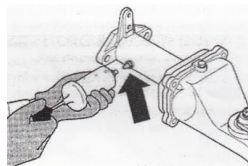


Poziția furcii de direcție

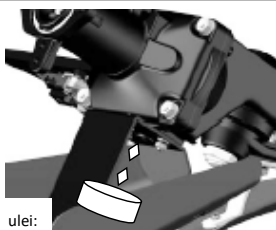
2



3



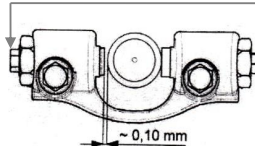
4



Capacitate ulei:

5

Șurub reglabil



Spațiu 0,10 mm pe o parte


Date tehnice

Lățime de taiere.....	1200 mm
Adancime de taiere (reglabila).....	20-60 mm
Pas cuțit.....	990 t/min
Dimensiuni LxLxA.....	1900x800x1030 mm
 Greutate.....	41,5 kg

Condiții de utilizare prevăzută


Dispozitivul este conceput pentru utilizare în sau în jurul curților, grădinilor, în agricultură și silvicultură precum și pentru întreținerea terenului.

Respectați datele tehnice și măsurile de siguranță.

 Folosiți mașinal exclusiv în exterior, nu o utilizați niciodată în spații închise și prost ventilate.

Nu utilizați acest produs în niciun alt mod în afară de cel menționat în utilizare prevăzută. Producătorul responsabil pentru daune rezultate din nerespectarea reglementărilor generale în vigoare și a instrucțiunilor din acest manual.


Riscuri reziduale

 **Pericol de rănire!**

Vă rugăm să țineți cont de instrucțiunile de utilizare ale accesoriilor.

În ciuda respectării tuturor reglementărilor relevante de proiectare, pot apărea în continuare pericole atunci când mașina este utilizată, de exemplu proiectarea de piese din acesorii, proiectarea de scule deteriorate, emisii de zgomot, emisii de praf.

Instrucțiuni de siguranță

 **Pericol de rănire!**

Nu apropiați niciodată părți ale corpului și hainele de părțile rotative.

 **Atenție, suprafețe fierbinți**

Unele părți ale mașinii se încălzesc excesiv când mașina este pusă în funcțiune. Nu atingeți nicio piesă fierbinte, de exemplu motorul și toba de eșapament.

Citiți cu atenție instrucțiunile de utilizare și întreținere. Familiarizați-vă în detaliu cu comenzile și utilizarea corectă a mașinii. Trebuie să știți cum funcționează mașina și cum pot fi oprite imediat comenzile. Nu lăsați niciodată copiii să lucreze cu mașina. Nu lăsați niciodată adulții să lucreze cu mașina dacă nu au fost instruiți corespunzător.

Nu permiteți accesul persoanelor, în special copiilor, și animalelor de companie în zona locului de muncă.

A fi atent previne alunecarea sau caderea, mai ales la mers înapoi.

Verificați terenul pe care va fi folosită mașina și îndepărtați orice obiecte care ar putea fi prinse sau aruncate de aceasta.

Purtați mănuși, ochelari de protecție, haine de iarnă strânse și pantofi solizi cu talpă aderentă atunci când

lucrați și efectuați întreținere.

Nu reglați mașina când motorul este pornit.

Zăpada trebuie îndepărtată numai după reglarea mașinii la temperatura exterioară.

Există riscul ca obiecte să fie aruncate în ochi atunci când lucrați cu utilaje.

Atunci când utilizați, reglați sau reparați mașina, trebuie întotdeauna să purtați ochelari de protecție sau un scut.

Nu apropiați mâinile și picioarele de piesele rotative. Păstrați o distanță sigură față de toba de eșapament.

Fiiți extrem de atenți când îndepărtați zăpada de pe intrări, alei și poteci. Fiiți pregătiți pentru riscuri neașteptate sau vehicule în mișcare.

Când loviți un obiect străin, opriți motorul, deconectați cablul de la bujie, verificați temeinic mașina pentru orice deteriorare și îndepărtați-o dacă este necesar - mașina poate fi pusă din nou în funcțiune acum.

Dacă mașina începe să vibreze anormal, opriți motorul și căutați imediat cauza. În general, vibrațiile sunt un avertisment împotriva defecțiunilor de funcționare.

Opriti motorul de fiecare dată când opriți mașina, curățați angrenajul iar atunci când efectuați reparații, reglați și inspectați mașina.

Când curățați, reparați și verificați mașina, asigurați-vă că angrenajul și toate piesele în mișcare sunt oprite.

Nu utilizați niciodată mașina în încăperi. A se folosi exclusiv în exterior.

Nu supraîncărcați mașina.

Deconectați angrenajul atunci când mașina urmează să fie transportată sau când nu este utilizată.

Mașina trebuie utilizată numai atunci când este asigurată o vizibilitate adecvată sau o iluminare bună.

Stați ferm pe sol și țineți mânerul strâns cu mâinile în orice moment. Mergeți, nu alergați niciodată.

Nu permiteți nimănui să stea pe mașină.

Opriti motorul și deconectați-l dacă nu lucrați cu mașina sau atunci când părăsiți mașina sau o reglați, întrețineți sau reparați.

Mașina trebuie utilizată numai în stare perfectă. Efectuați o inspecție vizuală înainte de a porni mașina.

Verificați în special echipamentul de siguranță, elementele electrice de comandă, liniile de alimentare și cuplajele cu șuruburi pentru orice deteriorare și dacă sunt strânse corespunzător. Dacă este necesar, înlocuiți orice piesă deteriorată înainte de punerea în funcțiune a mașinii.

Opriti mașina și depozitați-o într-o încăpere închisă numai după ce motorul s-a răcit.

Motorul trebuie neapărat umplut cu ulei de motor înainte de a fi pus în funcțiune pentru prima dată.

Verificați nivelul uleiului de fiecare dată când mașina urmează să fie pusă în funcțiune. Adăugați ulei de motor dacă este necesar.

Nu depozitați niciodată mașina cu benzină în rezervor în interiorul unei clădiri în care gazele de benzină ar putea intra în contact cu foc deschis sau scânteii.

Când mașina nu va fi folosită pentru o perioadă lungă de timp, depozitați-o cu rezervorul gol.

Nu modificați parametrii motorului și nu accelerați motorul.


Instrucțiuni de siguranță specifice mașinii

Riscuri mecanice reziduale



Mișcarea cuțitelor

Nu conectați reductorul la acesorii înainte de a fi gata, prin aceasta veți preveni pornirea neintenționată și periculoasă a cuțitelor.

 **Pericol !** În cazul în care cuțitele se învârt fără a fi conectate, opriți imediat utilizarea mașinii și contactați un centru de service autorizat.

Tăiere și forfecare

Oscilația cuțitelor poate duce la răni grave, chiar și la amputări. Purtați mănuși de protecție în orice moment. Nu atingeți niciodată cuțitele când sunt în funcțiune.

Părți ale corpului pot fi prinse și răscucite

Cuțitele pot prinde cabluri, fire sau părți de haine. Îndepărtați orice obiect nedorit de pe pământ. păstrați o distanță adecvată față de garduri. Purtați haine strânse.

Pericol din cauza vibrațiilor

Un timp mai lung de lucru cu mașina poate duce la vătămări corporale prin vibrații. Luați pauze regulate.

Alte riscuri

Articole sau lichide aruncate

Pietrele sau bucățile de sol aruncate pot provoca răni. Asigurați-vă că nu există copii, persoane sau animale în zona de lucru și purtați echipament individual de protecție (**distanță minimă: 4 metri**)

Întreținere



Opriti motorul și scoateți fișa înainte de orice lucrare la motor. Așteptați până când toate piesele rotative s-au oprit și mașina s-a răcit.

Păstrați mașina, în special rezervorul și motorul, curate tot timpul.

Aplicați ulei ecologic pe toate piesele în mișcare.

Pentru toate lucrările de întreținere, adresați-vă personalului de service calificat.

Utilizați exclusiv accesorii și piese de schimb originale.

Doar o mașină întreținută și tratată în mod regulat poate fi utilizată corespunzător. Întreținerea necorespunzătoare poate duce la accidente și răniri neprevăzute.

Simboluri



Citiți instrucțiunile de utilizare



Purtați protecție auditivă și ochelari de protecție!



Purtați pantofi solizi!



Purtați mănuși de protecție!



Atenție!



Atenție! Pericol de tăiere



Păstrați distanța față de cuțite



Atenție! Scule rotative!



Simboluri de pericol: nu atingeți piesele mașinii înainte ca acestea să se oprească complet



Purtați protecție auditivă și ochelari de protecție!



Păstrați distanța față de persoane



Aveți grijă la tot ce vă înconjoară (oameni, animale, case, mașini)



Opriti motorul și scoateți fișa înainte de orice lucrare la motor.



Protejați împotriva umidității



Această parte în sus

Plan de inspecție si întreținere

Perioada de service regulat	Înainte de orice pornire	După 1 lună	După 3 luni	După 6 luni	După 12 luni	La sfarsitul sezonului
		25 Ore de funcționare	50 Ore de funcționare	100 Ore de funcționare	300 Ore de funcționare	
Verificați să nu existe piese slăbite	✓					
Lubrifiați cama	✓					
Lubrifiați suportul cuțitelor	✓					
Curățați suportul cuțitelor	Ori de câte ori mașina este pusă în funcți- une					
Curățați corpul carcasei	Ori de câte ori mașina este pusă în funcți- une					



Ръководство с инструкции



Косачки с маса GC400



Italia Star Com Due S.R.L.

☎ 004/021.433.03.27

✉ info@italiastar.ro

🌐 www.italiastar.ro



1. прочетете внимателно инструкциите, преди да стартирате автомобила.



ЧАСТНИ АРТИКУЛИ




> 20 kg




6X
M6 X 20



5X
φ8



6X
24X6.3X2



5X
φ8



12X
Гумена шайба



5X
M8



4X
φ6



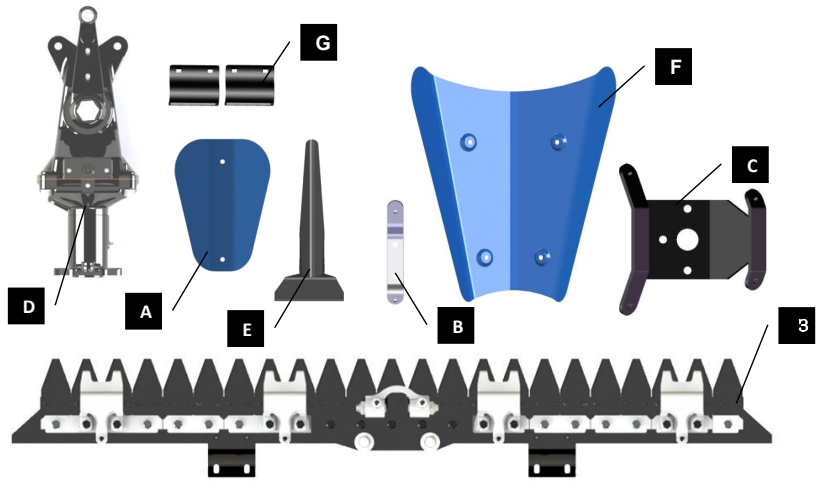
4X
M8 X 20



6X
M6



4X
M8



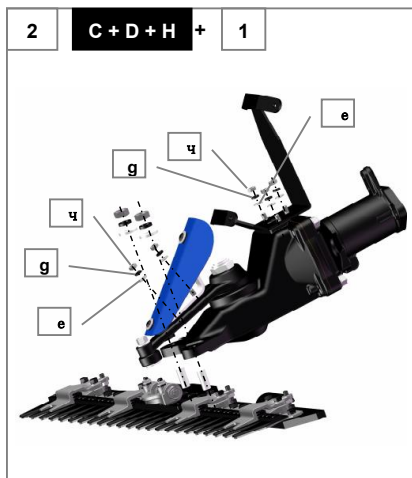
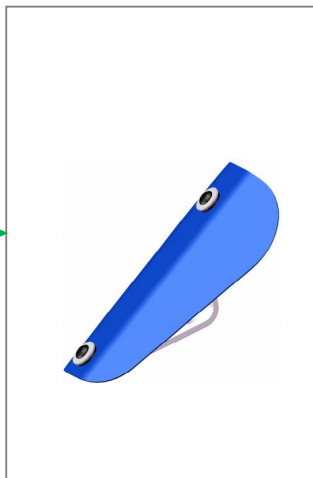
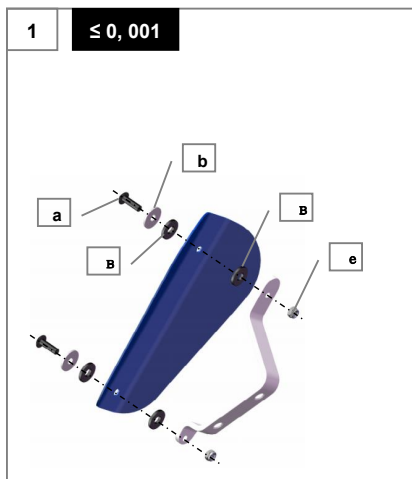
Italia Star Com Due S.R.L.

004/021.433.03.27

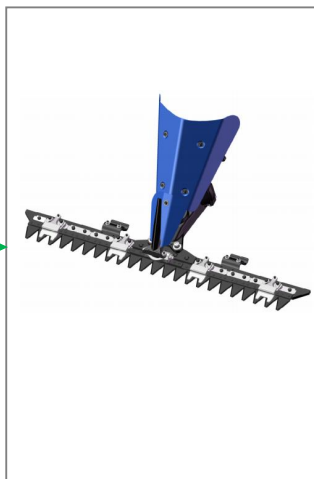
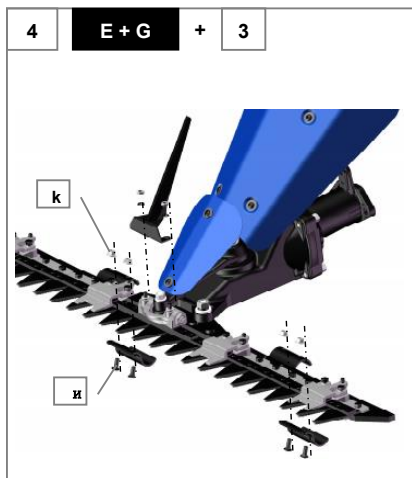
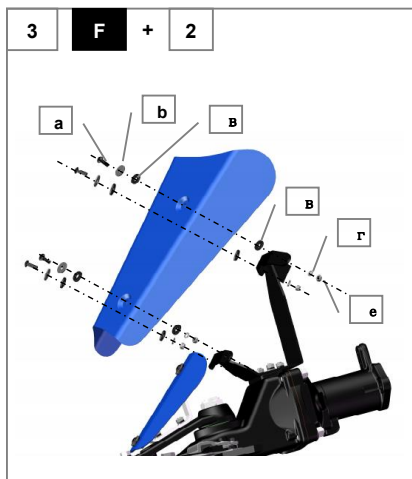
info@italiastar.ro

www.italiastar.ro

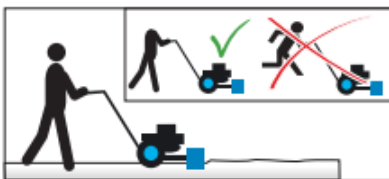
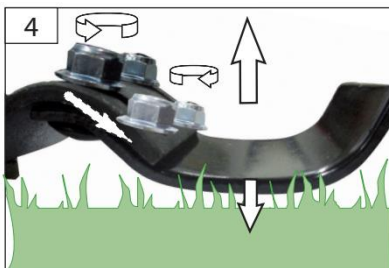
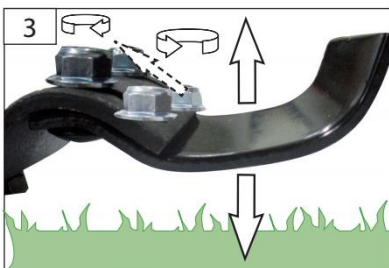
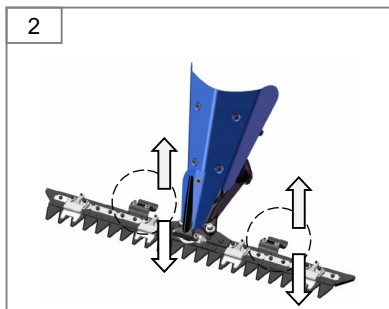
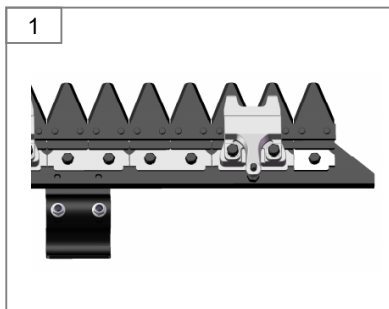
Комплект



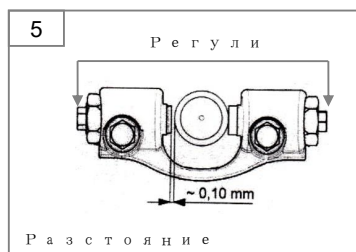

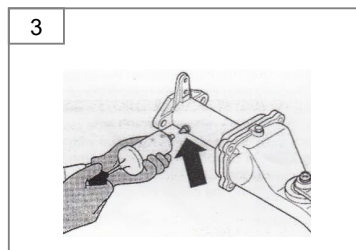
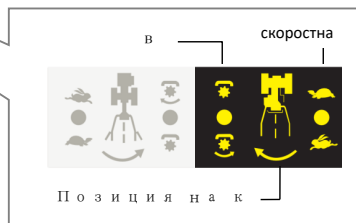

Комплект



Работен режим




Работен режим



ТЕХНИЧЕСКИ ДАННИ:


Ширина на рязане	1200 мм
Дълбочина на рязане (регулируема)	20-60 мм
Съпка на ножа990 оборота в минута
Размери ДхШхВ	1900x800x1030 мм

 Тегло 41,5 кг

Предоставени условия за ползване


Устройството е предназначено за използване в или около дворове, градини, селско и горско стопанство, както и за поддръжка на земя.

Спазвайте техническите данни и мерките за безопасност.

 **Използвайте машината само на открито, никога не я използвайте на закрито и в лошо проветриви помещения.**

Не използвайте този продукт по друг начин, освен посочения в предназначението. Производителят носи отговорност за щети в резултат на неспазване на действащите общи разпоредби и инструкциите в това ръководство.


8. Остатъчни рискове

 **Асност от нараняване!**


Моля, спазвайте инструкциите за използване на аксесоарите.

Въпреки спазването на всички съответни предписания за проектиране, опасности все още могат да възникнат, когато машината се използва, като например дизайн на аксесоари, дизайн на повредени инструменти, шумови емисии, емисии на прах.

Указания за безопасност

 **Асност от нараняване!**

Никога не премествайте части на тялото и дрехи близо до въртящи се части.

 **Деца внимателни, горещи повърхности**

Някои части на машината прегряват при стартиране на машината. Не докосвайте горещи части, като двигателя и ауслуха.

Прочетете внимателно инструкциите за експлоатация и поддръжка. Запознайте се подробно с органите за управление и правилното използване на машината. Трябва да знаете как работи колата и как поръчките могат да бъдат спрени незабавно.

Никога не позволявайте на деца да работят с машината. Никога не позволявайте на възрастни да шофират, ако не са били правилно обучени.

Не позволявайте достъп на хора, особено деца, и домашни любимци в работната зона.

Вниманието предотвратява подхлъзване или падане, особено при ходене назад.

Проверете земята, върху която ще се използва машината, и отстранете всички предмети, които могат да бъдат хванати или изхвърлени.

Носете ръкавици, очила, тесни зимни дрехи и здрави обувки със стегната подметка, когато работите и извършвате поддръжка.

Не регулирайте машината, когато двигателят работи.

Снегът трябва да се отстранява само след като машината е настроена към външната температура.

При работа с машини съществува опасност от изхвърляне на предмети в окото.

Когато използвате, настройвате или ремонтirate вашата машина, винаги носете очила или щит.

Дръжте ръцете и краката си далеч от въртящи се части. Спазвайте безопасно разстояние от ауспуха.

Бъдете изключително внимателни при отстраняване на снега от входове, алеи и пътеки. Бъдете готови за неочаквани рискове или движещи се превозни средства.

Когато ударите чужд предмет, спрете двигателя, разкачете проводника на свещта, проверете внимателно машината за повреди и я отстранете, ако е необходимо - машината може да се рестартира сега.

Ако колата започне да вибрира необичайно, спрете двигателя и незабавно потърсете причината. Като цяло вибрациите са предупреждение за неизправности.

Спирайте двигателя всеки път, когато изключвате машината, почиствайте предавката и когато извършвате ремонт, регулирайте и проверявайте машината.

Когато почиствате, ремонтирате и проверявате машината, уверете се, че предавката и всички движещи се части са изключени.

Никога не използвайте машината на закрито. Използвайте само на открито.

Не претоварвайте колата.

Изключете предавката, когато машината трябва да се транспортира или когато не се използва.

Машината трябва да се използва само когато е осигурена подходяща видимост или осветление. Застанете здраво на земята и дръжте дръжката здраво с ръце през цялото време. Вървете, никога не тичайте.

Не позволявайте на никого да седи в колата.

Спрете двигателя и го изключете, ако не работите с машината или когато напускате машината или я регулирате, поддържате или ремонтирате.

Машината трябва да се използва само в перфектно състояние. Извършете визуална проверка преди да стартирате машината. По-специално, проверете предпазното оборудване, електрическите органи за управление, електропроводите и винтовите съединители за повреди и дали са затегнати правилно. Ако е необходимо, сменете всички повредени части, преди да пуснете машината в експлоатация.

Спрете машината и я съхранявайте в затворено помещение само след като двигателят изстине.

Двигателят трябва да се напълни с моторно масло, преди да може да се стартира за първи път.

Проверявайте нивото на маслото всеки път, когато трябва да стартирате машината. Добавете двигателно масло, ако е необходимо.

Никога не съхранявайте бензиновата кола в резервоар в сграда, където бензинът може да влезе в контакт с открит огън или искри.

Когато машината няма да се използва дълго време, съхранявайте я в празен резервоар.

Не променяйте параметрите на двигателя и не ускорявайте двигателя.

Инструкции за безопасност, специфични за машината

Остатъчни механични опасности

Движението на ножовете

Не свързвайте редуктора към принадлежностите, преди да са готови, тъй като това ще предотврати неволно и опасно стартиране на ножовете.

⚠ ОПАСНОСТ Ако ножовете се въртят без връзка, незабавно спрете да използвате машината и се свържете с оторизиран сервизен център.

Рязане и срязване

Трептенето на ножовете може да доведе до сериозни наранявания, дори до ампутации. Носете защитни ръкавици през цялото време. Никога не докосвайте ножовете, докато работят.

Части от тялото могат да бъдат хванати и усукани

Ножовете могат да хванат кабели, жици или части от дрехи. Отстранете всички нежелани предмети от земята. спазвайте подходящо разстояние от оградите. Носете тесни дрехи.

Опасност поради вибрации

По-дългото време на работа с машината може да доведе до наранявания от вибрации. Правете редовни почивки.

Други рискове

Изхвърлени предмети или течности

Изхвърлените камъни или пръст могат да причинят наранявания. Уверете се, че в работната зона няма деца, хора или животни и носете лични предпазни средства (**минимално разстояние: 4 метра**)

Поддържане



е двигателя и извадете щепсела преди всяка работа по двигателя. Изчакайте, докато всички въртящи се части спрат и машината се охлади.

Поддържайте машината, особено резервоара и двигателя, чисти през цялото време.

Нанесете екологично масло върху всички движещи се части.

За всички работи по поддръжката се свържете с квалифициран сервизен персонал.

Използвайте само оригинални аксесоари и резервни части.

Само машина, която е редовно поддържана и третирана, може да се използва правилно.

Неправилната поддръжка може да доведе до злополуки и непредвидени наранявания.

Символи



етете инструкциите за употреба



те защита на слуха и очила!



е твърди обувки!



те предпазни ръкавици!



ание!



ание! Опасност от порязване



те ножа далеч



ание! Ротационни инструменти!



оли за опасност: Не докосвайте частите на машината, докато не спрат напълно



те защита на слуха и очила!



ете внимателно хората



ете се за всичко около вас (хора, животни, къщи, коли)



те двигателя и извадете щепсела преди всяка работа по двигателя.



пазвайте от влага



част нагоре

План за проверка и поддръжка

Редовен сервизен период	Преди всяко начало	След 1 месец	След 3 месеца	След 6 месеца	След 12 месеца	В края на сезона
		25 Продължете лност на светене на лампата, часове	50 Продължете лност на светене на лампата, часове	100 Продължете лност на светене на лампата, часове	300 Продължете лност на светене на лампата, часове	
Проверете за разхлабени части	✓					
Смажете камерата	✓					
Смажете държача на ножа	✓					
Почистете държача на ножа	Всеки път, когато машината е пусната в експлоатация					
Почистете корпуса на корпуса	Всеки път, когато машината е пусната в експлоатация					

Használati utasítás



Kaszálógép GC400



Italia Star Com Due S.R.L.

☎ 004/021.433.03.27

✉ info@italiastar.ro

🌐 www.italiastar.ro



A gép elindítása előtt, kérjük olvassa el figyelmesen az utasításokat.



SZÁLLÍTOTT TERMÉKEK




> 20 kg




6X
M6 X 20



5X
Φ 8



6X
24X6,3X2



5X
Φ 8



12X
Gumi tömítő



5X
M8



4X
Φ 6



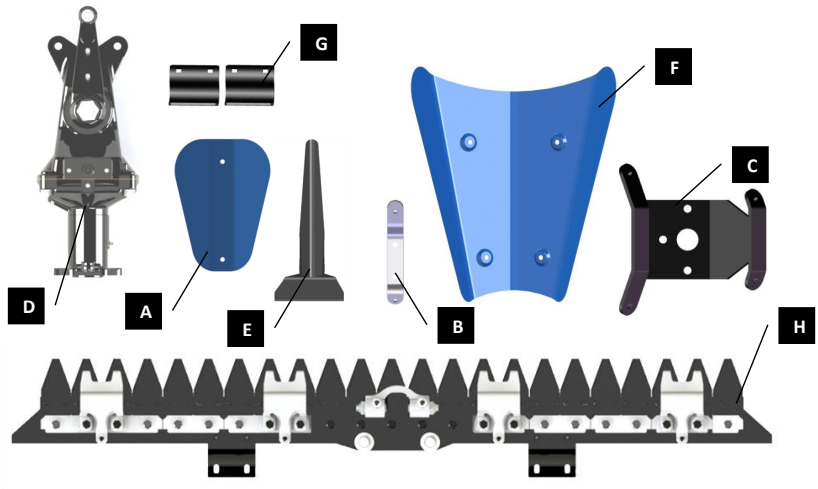
4X
M8 X 20



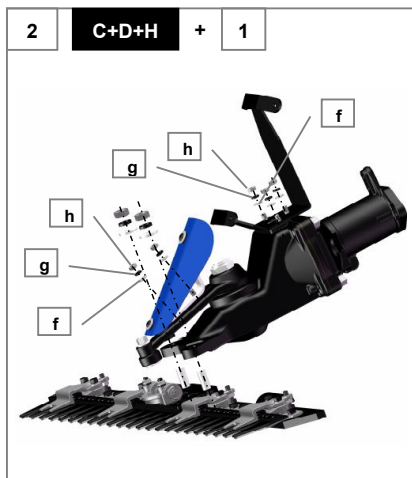
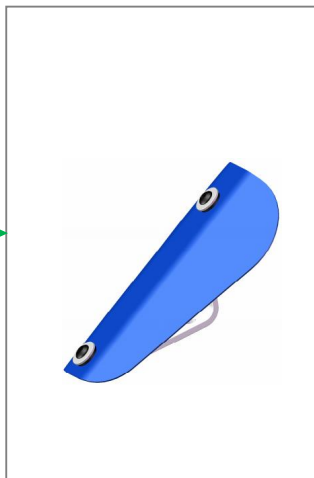
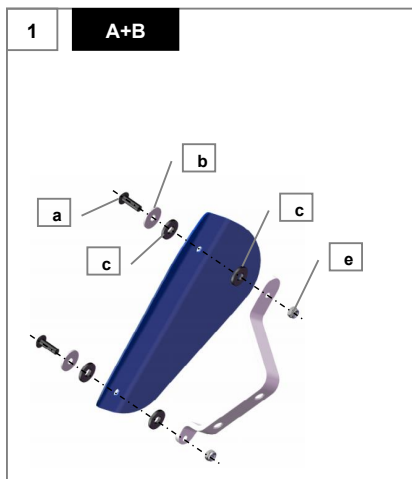
6X
M6



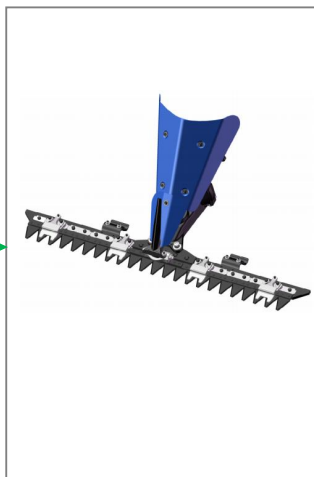
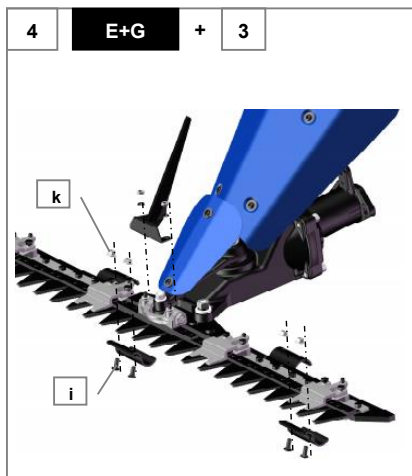
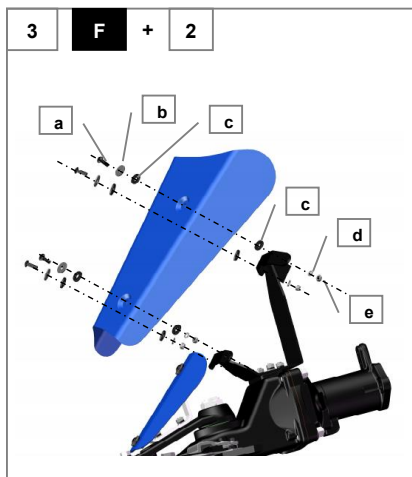
4X
M8



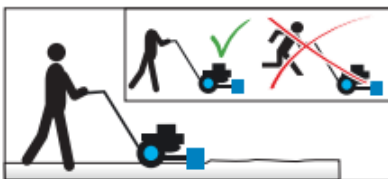
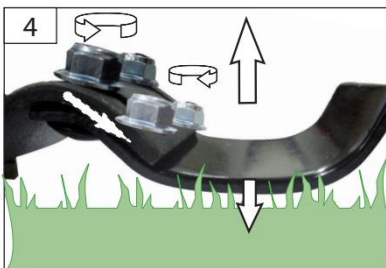
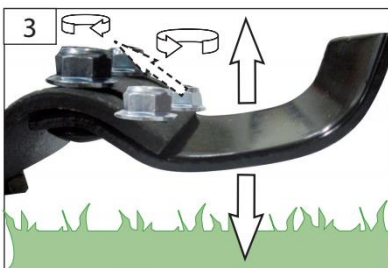
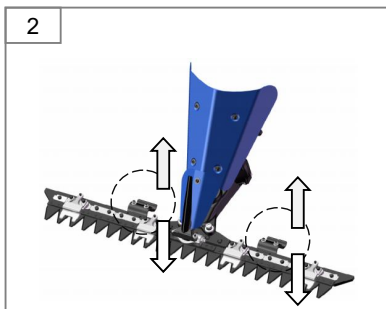
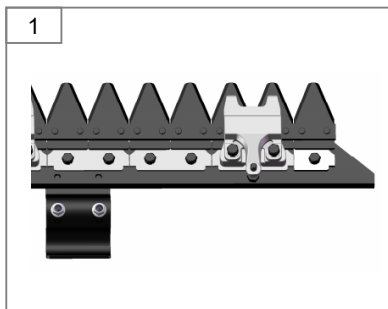
Szerkezet



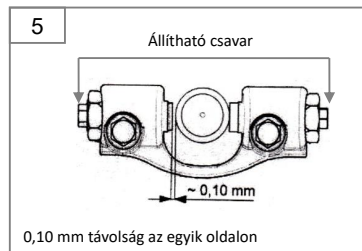
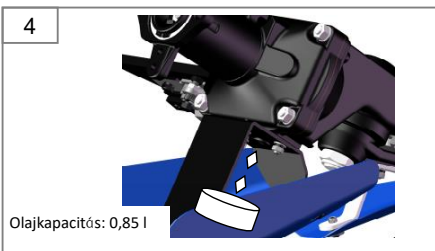
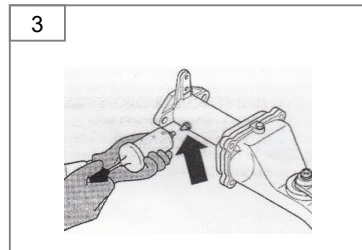
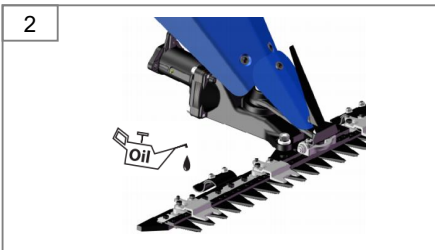
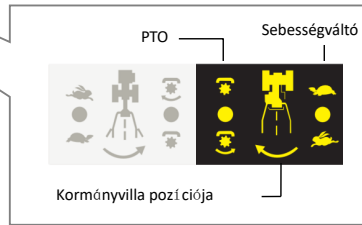
Szerkezet



Üzemeltetés



Üzemeltetés




Műszaki adatok

Vágási szélesség.....	1200 mm
Vágási mélység (állítható)	20-60 mm
Kés lépése.....	990 t/min
Méretek LxSxM.....	1900x800x1030 mm
 Súly.....	41,5 kg

Előírt használati feltételek


A készüléket udvarokban, kertekben, mezőgazdaságban és erdészetben való használatra, valamint földművelésre tervezték.

Tartsa be a műszaki adatokat és a biztonsági óvintézkedéseket.

 A gépet csak a szabadban használja, soha ne használja beltérben és rosszul szellőző helyen.

Ne használja ezt a terméket a rendeltetésétől eltérő módon. A hatályos általános előírások és a jelen használati útmutatásban foglalt utasítások figyelmen kívül hagyásából eredő károkkért a gyártó nem vállal felelősséget vállal.


Fennmaradó kockázatok

 **Sérülésveszély!**

Kérjük, vegye figyelembe a tartozékok használati utasítását.

Annak ellenére, hogy megfelel minden vonatkozó tervezési előírásnak, veszélyek továbbra is fennállhatnak a gép használata közben, például a pótalkatrészek kiesése, a sérült eszközök kiesése, a zajkibocsátás, a porkibocsátás.

Biztonsági utasítások

 **Sérülésveszély!**

Soha ne közeledjen a testrészeivel és a ruházatával a forgó részekhez.

 **Legyen óvatos, forró felületek**

A gép egyes részei túlmelegednek a gép indításakor. Ne érintsen meg forró alkatrészeket, például a motort és a kipufogódobot.

Olvassa el figyelmesen a kezelési és karbantartási utasításokat. Ismerje meg részletesen a kezelőszerveket és a gép helyes használatát. Ismernie kell, hogyan működik a gép, és hogyan lehet azonnal leállítani a rendeléseket.

Soha ne engedje, hogy gyerekek a géppel dolgozzanak. Megfelelő képzés nélküli felnőtteknek tilos a gépet használniuk.

Ne engedje, hogy személyek, különösen gyermekek és háziállatok, a megdolgozandó talaj közelében férhessenek.

Az óvatosság megakadályozza a megcsúszást vagy elesést, különösen ha hátrafelé halad.

Ellenőrizze a talajt, amelyen a gépet használni fogja, és távolítsa el minden olyan tárgyat, amelyeket a gép becsíphet vagy eldobhat.

Viseljen kesztyűt, védőszemüveget, szűk védőruhákat és kemény, tapadó talpú cipőt, amikor dolgozik és karbantartási munkálatokat végez.

Ne állítsa be a gépet, amikor a motor működésben van.

A havat csak azután szabad eltávolítani, amiután a gépet a külső hőmérsékletre beállította.

Fennáll annak a veszélye, hogy a gépekkel végzett munka során tárgyak kerülhetnek a szemébe.

A gép használata, beállítása vagy javítása során mindig viseljen védőszemüveget vagy szemellenzőt. Tartsa távol kezét és lábát a forgó alkatrészekről. Tartson biztonságos távolságot a kipufogódobtól. Legyen rendkívül óvatos, amikor eltávolítja a havat a bejáratokról, síkátorokról és utakról. Készüljön fel váratlan kockázatokra vagy mozgó járművekre.

Ha idegen tárgynak ütközik, állítsa le a motort, húzza ki a gyújtógyertya vezetékeit, alaposan ellenőrizze a gépet, hogy nem sérült-e meg, és szükség esetén távolítsa el - ezután a gép újraindítható.

Ha az autó rendellenesen vibrálni kezd, állítsa le a motort, és azonnal keresse meg ennek az okát. Általában a rezgések a meghibásodásokat jelzik.

Állítsa le a motort minden alkalommal, amikor leállítja a gépet, tisztítsa meg a hajtóművet, és javítás közben állítsa be és ellenőrizze a gépet.

A gép tisztítása, javítása és ellenőrzése során ügyeljen arra, hogy a hajtómű és minden mozgó alkatrész ki legyen kapcsolva.

Soha ne használja a gépet beltérben. Csak szabadban használja.

Ne terhelje túl a gépet.

Válassza le a hajtóművet, ha a gépet szállítani kívánja, vagy ha nem használja.

A gépet csak akkor szabad használni, ha megfelelő láthatóság vagy világítás biztosított. Álljon stabilan a talajon, és mindig tartsa szorosan a fogantyút a kezével. Járjon, soha ne fusson.

Ne engedje, senkinek, hogy a gépen üljön.

Állítsa le és válassza le a motort, ha nem dolgozik a géppel, vagy ha elhagyja a gépet, vagy ha beállítja, karbantartja vagy javítja.

A gépet csak kifogástalan állapotban szabad használni. A gép beindítása előtt végezzen vizuális ellenőrzést. Különösen ellenőrizze a biztonsági berendezéseket, az elektromos kezelőszerveket, az elektromos vezetékeket és a csavaros csatlakozókat, hogy nem sérültek-e, és megfelelően meg vannak-e húzva. Ha szükséges, a gép üzembe helyezése előtt cserélje ki a sérült alkatrészeket.

Csak a motor lehűlése után állítsa le az autót és tárolja zárt helyiségben.

A motort fel kell tölteni motorolajjal, mielőtt először beindítaná.

Ellenőrizze az olajsintet minden alkalommal, amikor a gépet elindítja. Adjon hozzá motorolajat, ha szükséges.

Soha ne tárolja a benzinnel teli gépet olyan épületben, ahol a benzin nyílt tűzzel vagy szikrával érintkezhet.

Ha a gépet hosszabb ideig nem használja, tárolja üres tartállyal.

Ne változtassa meg a motor paramétereit és ne gyorsítsa fel a motort.

Gépspecifikus biztonsági utasítások

Fennmaradó mechanikai veszélyek

A kések mozgása

Ne csatlakoztassa a hajtóművet a tartozékokhoz, mielőtt azok készen lennének, ezáltal megakadályozza a kések véletlen és veszélyes beindítását.

⚠ Veszély! Ha a kések kapcsolódás nélkül forognak, azonnal hagyja abba a gép használatát, és forduljon egy hivatalos szervizközpontoz.

Vágás és nyírás

A kések kilengése súlyos sérülésekhez, akár amputációkhoz is vezethet. Mindig viseljen védőkesztyűt. Soha ne érintse meg a késeket működés közben.

A test egyes részei becsipődhetnek és megtekerődhetnek

A kések elkaphatják a kábeleket, vezetékeket vagy a ruhadarabokat. Távolítsa el minden nem kívánt tárgyat a földről. tartson megfelelő távolságot a kerítésektől. Viseljen testhez álló ruházatot.

Rezgés okozta veszély

A géppel végzett hosszabb munkaidő vibrációs sérülésekhez vezethet. Tartson rendszeres szüneteket.

Egyéb kockázatok

Kidobott tárgyak vagy folyadékok

A kidobott kövek vagy földdarabok sérüléseket okozhatnak. Ügyeljen arra, hogy ne legyenek gyerekek, emberek vagy állatok a munkaterületen, és viseljen egyéni védőfelszerelést (**minimális távolság: 4 méter**)

Karbantartás



Állítsa le a motort és húzza ki a dugót a motoron végzett bármilyen munka előtt. Várja meg, amíg az összes forgó alkatrész leáll, és a gép lehül.

Tartsa mindig tisztán a gépet, különösen a tartályt és a motort.

Használjon környezetbarát olajat minden mozgó alkatrésze.

Minden karbantartási munkával kapcsolatban forduljon szakképzett szervizszemélyzethez.

Csak kifejezetten eredeti tartozékokat és alkatrészeket használjon.

Csak rendszeresen karbantartott és kezelt gép használható megfelelően. A nem megfelelő karbantartás balesetekhez és előre nem látható sérülésekhez vezethet.

Szimbólumok



Olvassa el a használati utasítást



Viseljen hallásvédőt és védőszemüveget!



Viseljen szilárd cipőt!



Viseljen védőkesztyűt!



Figyelem!



Figyelem! Vágásveszély



Tartsa távol a késektől



Figyelem! Rotációs szerszámok!



Veszélyt jelző szimbólumok: Ne érintse meg a gép alkatrészeit, amíg azok teljesen le nem állnak



Viseljen hallásvédőt és védőszemüveget!



Tartsa távolságot az emberektől



Vigyázzon mindenre, ami körülveszi (emberek, állatok, házak, autók)



Állítsa le a motort és húzza ki a dugót a motoron végzett bármilyen munka előtt.



Védje a nedvességtől



Ezzel a résszel fel

Ellenőrzési és karbantartási terv

Rendszeres szervizelési időszak	Minden kezdet előtt	1 hónap után	3 hónap után	6 hónap után	12 hónap után	A szezon végén
		25 Üzemeltetési idők	50 Üzemeltetési idők	100 Üzemeltetési idők	300 Üzemeltetési idők	
Ellenőrizze, hogy ne legyenek meglazult részek	✓					
Kenje meg a bűtyköt	✓					
Kenje meg a késtartót	✓					
Tisztítsa meg a késtartót	Minden alkalommal, amikor a gépet üzembe helyezik					
Tisztítsa meg a ház testét	Minden alkalommal, amikor a gépet üzembe helyezik					

Instruction Manual

Grass cutter

BTA-GC400



Italia Star Com Due S.R.L.

☎ 004/021.433.03.27

✉ info@italiastar.ro

🌐 www.italiastar.ro



Please read the instructions carefully before starting the machine.



DELIVERED ITEMS




> 20 kg




6X
M6 X 20



5X
φ 8



6X
24X6.3X2



5X
φ 8




12X
Rubber washer



5X
M8



4X
φ 6



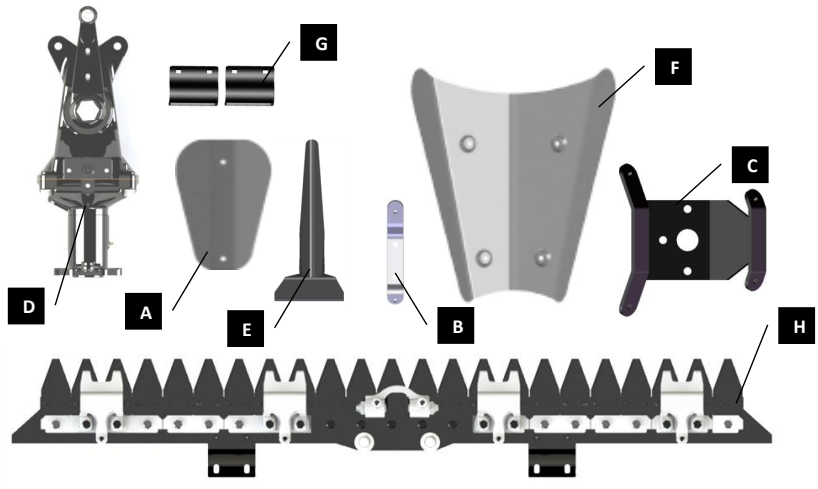
4X
M8 X 20



6X
M6



4X
M8



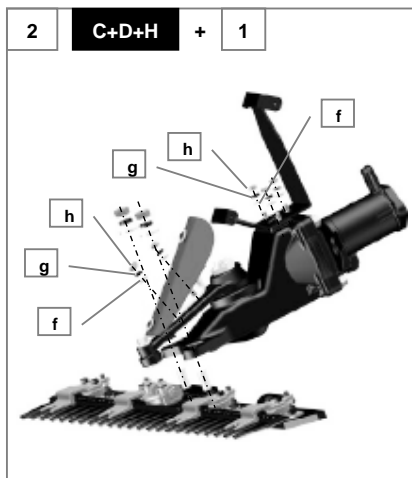
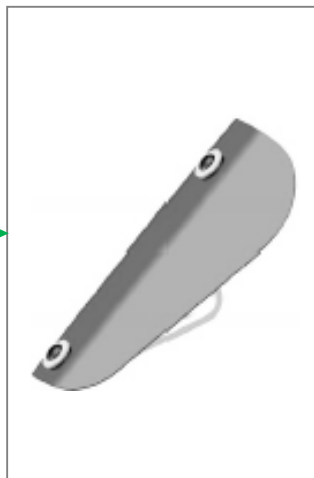
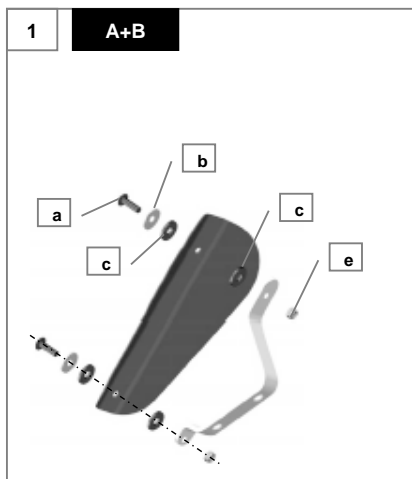
Italia Star Com Due S.R.L.

004/021.433.03.27

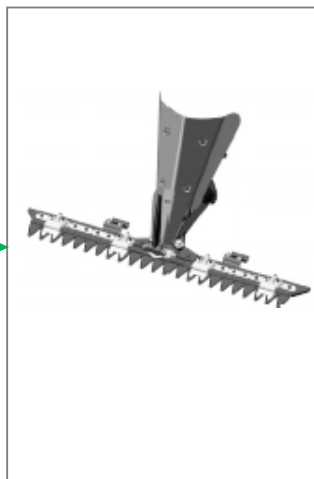
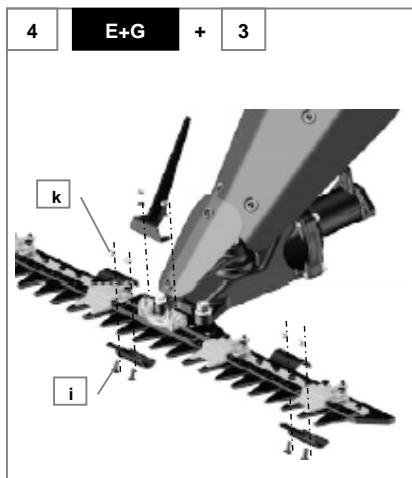
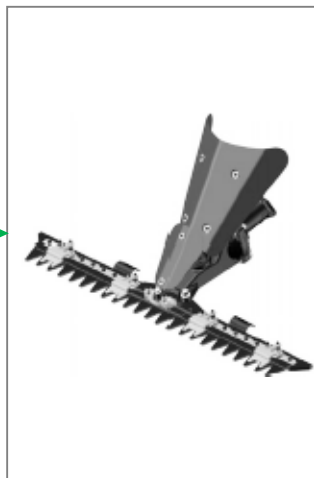
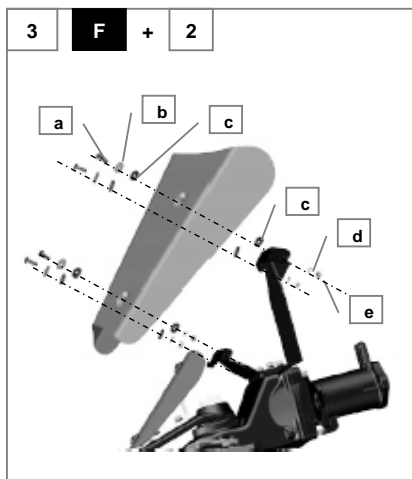
info@italiastar.ro

www.italiastar.ro

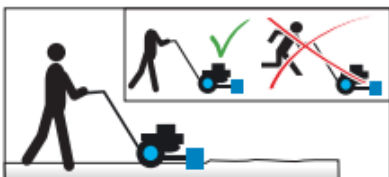
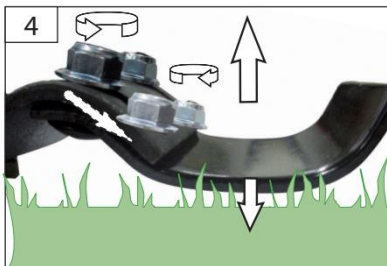
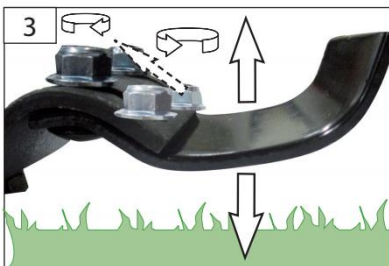
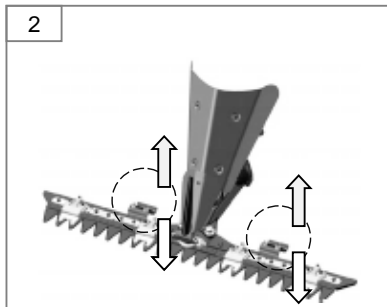
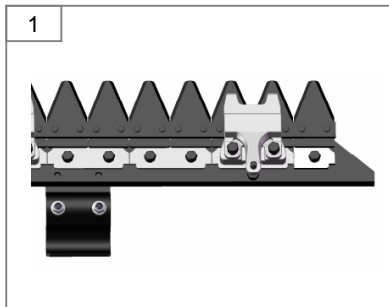
Assembly



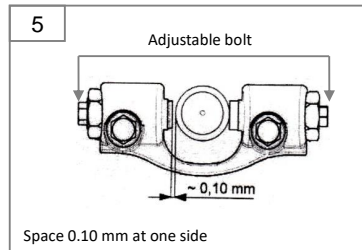
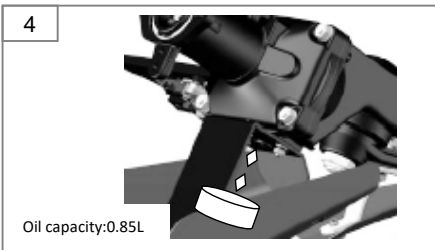
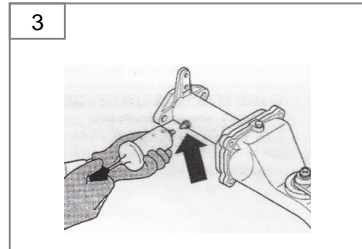
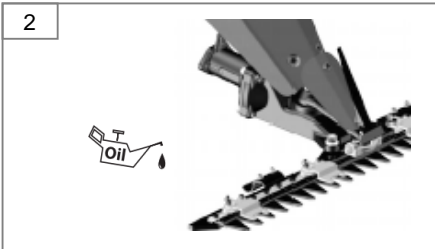
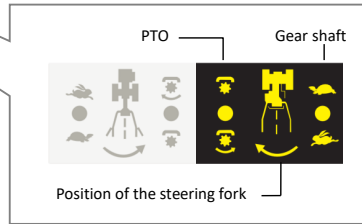


Assembly



Operation



Operation




Technical Data

Cut width.....	1200 mm
Cut depth (adjustable)	20-60 mm
Knife pace.....	990 t/min
Dimensions LxWxH.....	1500x1270x1260 mm
 Weight.....	41.5 kg

Specified conditions of use


The device is designed for use in / around house,yard,garden,agriculture and forestry,and for ground maintenance.

Respecting technical data and safety precautions.

 Use the appliance only outside,never use it in confined and bad ventilated areas.

Do not use this product in any other way as stated for normal use.Not observing general regulation inforce and instructions from this manual does not make the manufacturer liable for damages..


Residual risks

 **Danger of injury!**

Plase note the operation instructions of attachments.

In spite of compliance with all relevant design regulations,dangers may still present themselves when the machine is operated,e.g.work piece parts being thrown off,parts of damaged tools being thrown off,noise emissions,dust emissions.

Safety instructions

 **Danger of injury!**

Never put parts of your body and clothers near rotating parts.

 **Warning,hot surfaces**

Some parts of the appliance get too hot when the appliance is operated,Do not touch any hot parts,e.g.engine and muffler.

Read carefully the operating and maintenance instructions.Familiarise thoroughly with the controls and proper use of the appliance.You need to know how the appliance works and how controls can immediately be switched off.

Never let children work with the appliance.Never let adults work with the appliance unless they have been properly trained.

Keep all persons,especially small children,and pets out of reach of the place of your work.

Being careful prevents slipping or falling,especially when reversing.

Check the ground on which the appliance is going to be used and remove any items that might be caught or thrown off by the appliance.

Wear gloves,protective glasses,closefitting winter clothes and solid shoes with a rough sole when working and providing maintenance.

Do not adjust the appliance when the engine is running.

Snow should be removed only after adjusting the machine to the outdoor temperature.

There is a risk of items being thrown off at eyes when working with power appliances.

Protective glasses or a shield should always be used when operating, adjusting or repairing the appliance.

Do not put your hands and legs near the rotating parts. Keep a safe distance from the eject hole.

Be extremely careful when running over or removing snow off brush entrances, footpaths and paths. Be prepared for unexpected risks or moving vehicles.

When you hit a foreign item, switch the engine off, disconnect the cable from the spark plug and check thoroughly the machine for any damage and remove it if necessary – the machine can be put into operation again and worked with now.

If the appliance starts abnormally vibrating, switch the engine off and search for the cause immediately. Generally, vibrations are a warning against operating failure.

Switch the engine off every time you stop operating the appliance, clean the working screw/rotor can/eject tube and when executing repairs, adjusting and inspecting the appliance.

When cleaning, repairing and checking the appliance, make sure that the working screw/rotor and all moving parts are stopped.

Never use the appliance inside rooms, to be used outdoors only.

Do not overload the appliance.

Disconnect the working screw/rotor drive when the machine is to be transported or when not being used. The machine must only be used when appropriate visibility or good lighting is provided. Stand fast on the ground and hold the handle tight by hands at all times. Walk, never run.

Do not allow anybody to stand on the appliance.

Switch the engine off and unplug it if you are not working with the appliance or when leaving the appliance or adjusting, maintaining or repairing it.

The appliance should only be used when in a perfect state. Carry out a visual inspection before switching the appliance on. Check especially the safety equipment, electrical control elements, power lines and screw couplings for any damage and if they are tightened appropriately. Replace any damaged parts before the appliance is put into operation if necessary.

Put the appliance out of operation and store it in a closed room only after the engine has cooled down.

The engine must necessarily be filled with engine oil before being put into operation for the first time.

Check the oil level whenever the appliance is to be put into operation. Add engine oil if necessary.

Never store the appliance with petrol in the tank inside a building where petrol fumes may potentially get in touch with open fire or sparks.

When the appliance is not going to be used for a long time, store it with an empty tank.

Do not change the controlled engine setting and do not rev the engine up.

Machine-specific safety instructions

Mechanical residual risks

Knife movement

Do not connect the drive for the extension devices before you are ready, by this, you will prevent unintentional and dangerous start of the knives.

⚠ Danger ! If you should move the knives with the drive not being connected, immediately stop using the machine and contact an authorized service centre.

Cutting and shearing

Oscillating knives may lead to serious injuries, even separate parts of your body. Protective gloves to be worn at all times. Never touch the knives when in operation.

Getting caught and winding-up

Knives may catch cords, wires or parts of clothes. Remove any undesirable items from the land. Keep an appropriate distance from fences. Wear close-fitting clothes.

Threat from vibrations

A longer time of working with the machine may lead to bodily harm by vibrations. Take regular breaks.

Other risks

Thrown-off items or liquids

Thrown-off stones or soil may lead to injuries. Make sure there are no children or persons or animals in the area of your work and wear personal protection equipment (**minimum distance: 4 metres**)

Maintenance



Switch the engine off and remove the socket plug before any work on the engine. Wait until all rotating parts have stopped and the appliance has cooled down.

Keep the appliance, especially the tank and engine, clean at all times.

Apply environment-friendly oil to all moving parts.

Refer all servicing to qualified service personnel.

Use only original accessories and original spare parts.

Only a regularly maintained and treated appliance can serve as a satisfactory aid. Insufficient maintenance and care can lead to unforeseen accidents and injuries.

Symbols



Read the operating instructions



Wear hearing protection and protective glasses!



Solid shoes to be worn!



Wear protective gloves!



Caution!



Warning against cutting injury



Keep distance of the knives



Warning against rotating tool



Symbols of danger: do not touch the machine parts before they have fully stopped



Wear hearing protection and protective glasses!



Keep distance of persons



Respects for loose parts (people, animals, houses, cars)



Switch the engine off and remove the socket plug before any work on the engine.



Protect against humidity



This side up

Inspection and maintenance plan

Regular servicing period	Before any startup	After 1 month	After 3 month	After 6 month	After 12 month	At the end of the season
		25 Hours of operation	50 Hours of operation	100 Hours of operation	300 Hours of operation	
Check if any parts are not loose	✓					
Lubricate the cam	✓					
Lubricate the knife support	✓					
Clean the knife support	Whenever the machine is put into operation					
Clean the housing body	Whenever the machine is put into operation					



www.bisonte-romania.ro



Italia Star Com Due S.R.L.

Autostrada Bucuresti-Pitesti, km. 13/2, Loc. Chiajna, IF

☎ 004/021.433.03.27

✉ info@italiastar.ro

www.italiastar.ro